


CCD Wheel Aligner

Model :  **Jumbo 9000 H** (for Buses, Trucks & Trailers)

 **Jumbo 9000 HL** (for Cars, LCVs, Buses, Trucks & Trailers)



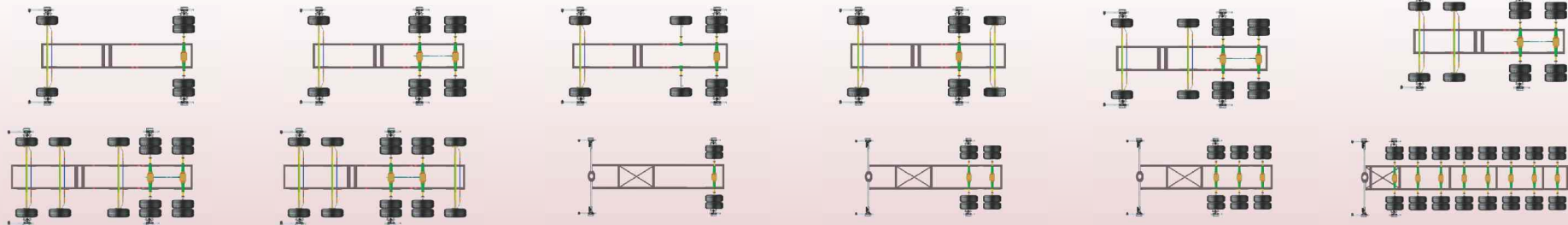
Salient Features

- Remote key operation facility in all measuring head
- Maximum wheel base coverage (16 meter)
- Aligns up to 5 axles in Bus / Truck & 8 axles in Trailer
- Spoiler program for low floor vehicles
- Electronic on-line arms leveling
- CMOS Camera (low power consumption than CCD)
- Power failure data protection
- RF technology with Zigbee standard
- Field programmable 15 RF channels
- Four point Runout compensation for more accuracy
- Unlimited memory for vehicle specifications
- Two Color Bar display for adjustment of all angles
- Data Manager Software for storing alignment results
- Printout for sensor calibration values
- Customer data edit option while taking final printout
- Scrub & Thrust angle compensation
- Front Setback & Track width difference
- Selectable option for Tag / Drive axle reference

Technical Specifications

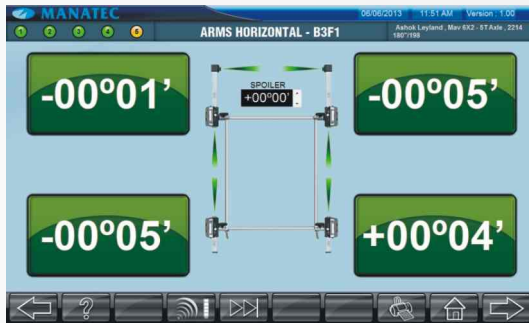
Measurement parameters	Range	Accuracy
Camber (Front / Rear)	± 10° 00'	± 00° 02'
Caster	± 20° 00'	± 00° 05'
Kingpin Inclination	± 20° 00'	± 00° 05'
Toe (Front / Rear)	± 05° 00'	± 00° 02'
Total Toe	± 10° 00'	± 00° 04'
Setback (Front)	± 05° 00'	± 00° 02'
Scrub / Thrust angle	± 05° 00'	± 00° 02'
Runout	± 10° 00'	± 00° 02'
Included angle	± 30° 00'	± 00° 05'
Track width difference	± 02° 00'	± 00° 04'
Lock angle <i>(Optional)</i>	± 60° 00'	± 00° 20'
Toe Out on Turns <i>(Optional)</i>	± 60° 00'	± 00° 20'
Power supply	230V AC, 50Hz.	
Power	200W	
Sensor arm Battery	6V, 7.0 AH	
Operating temperature	0° - 50°C	
Battery backup time	> 12 hours	

VEHICLE CONFIGURATION



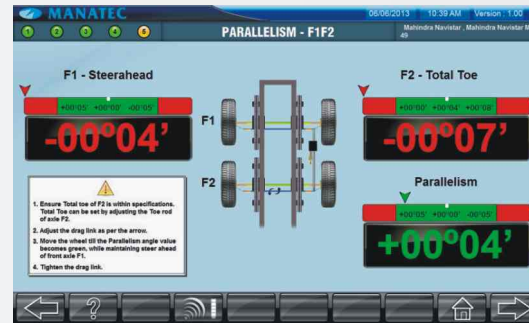
Aligns up to 5 axles in Bus / Truck & 8 axles in Trailer

Spoiler Program



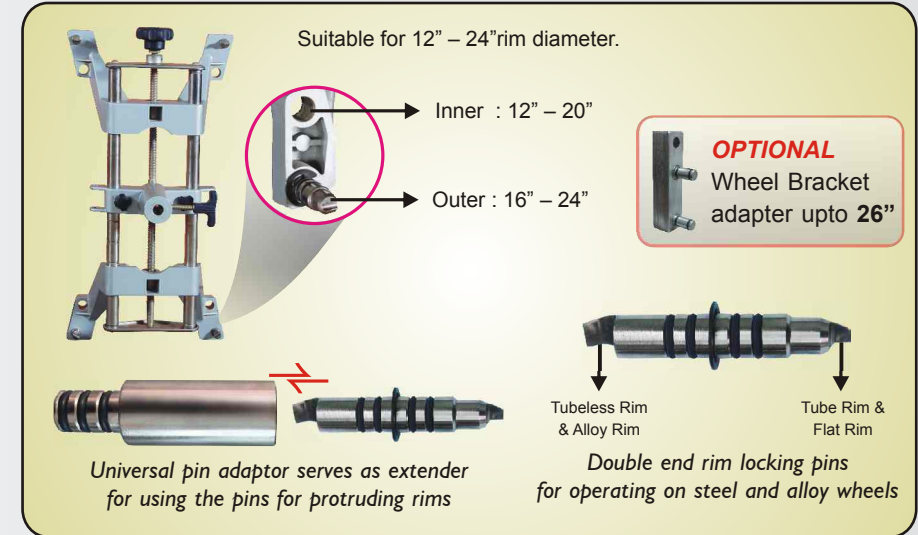
Sensor arm can be tilted up to 3° 30' for alignment of low floor vehicles

Parallelism Adjustment



Alignment of Front twin steering axes

Universal Wheel Bracket



Thrust / Scrub Angle Adjustment



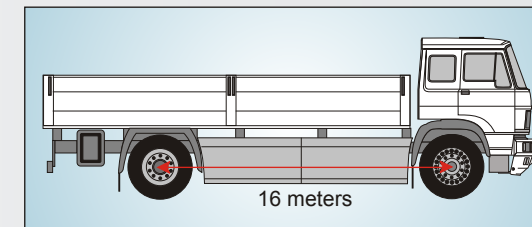
Alignment of Rear multi axles

Trailer Alignment



Trailer can be aligned up to 8 Axles

Maximum Wheel Base



- Can align vehicles up to 16 meters wheel base
- All range of CAR, SUV & LCV can be aligned by updating vehicle data base

Standard Accessories

Optional Accessories
